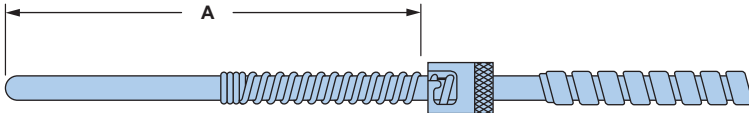


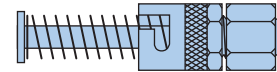
ACCESSORIES

BAYONET TYPE FITTINGS AND ADAPTERS



BAYONET FITTING

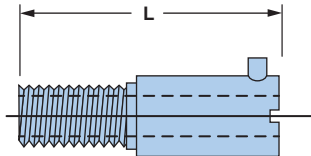
ORDER SYMBOL	DESCRIPTION
FB1	Bayonet Cap with spring stop brazed to sheath. Can be used on either 1/8" or 3/16" diameter.
FB4	Bayonet Cap with adjustable swage type spring. For use on 1/8" diameter probes.
FB5	Bayonet Cap with adjustable swage type spring. For use on 3/16" diameter probes.



ADJUSTABLE BAYONET FITTING

Order Symbol: **FB2B** (with Brass Ferrule)
FB2N (with Nylon Ferrule)
FB2T (with Teflon Ferrule)

Designed for use on 0.125" diameter sheath material. This fitting incorporates a compression type mounting feature. If nylon or Teflon ferrules are used, the fitting may be re-positioned as needed.

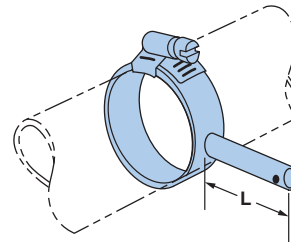


1/8" NPT

STANDARD BAYONET ADAPTER

Order Symbol: **BA-(L)**

Standard Lengths 7/8", 1 1/2", 2 1/2" and 3 1/2". Other lengths and special thread sizes are available on request.



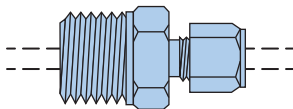
PIPE STRAP BAYONET ADAPTER

Order Symbol: **FP-4-2**
 L Length (in inches)
 Std. L=2"
 Actual Tube or Pipe O.D. (in inches)

Pipe strap adapters are available to fit any size tube or pipe. They provide an excellent means to achieve surface temperature measurements while allowing for easy replacement of thermocouple probes.

COMPRESSION FITTINGS

SINGLE THREADED



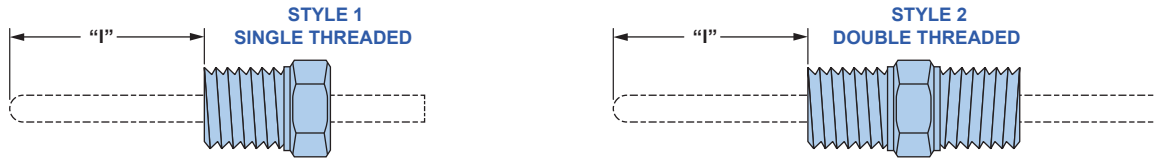
ORDER SYMBOL*	THREAD NPT SIZE	MATERIAL	AVAILABLE TO FIT THESE SHEATH O.D. SIZES
CB11	1/8"	Brass	0.063", 0.125", 0.188", 0.250"
CF11	1/8"	Stainless Steel	0.063", 0.125", 0.188", 0.250"
CB12	1/4"	Brass	0.063", 0.125", 0.188", 0.250", 0.312", 0.375"
CF12	1/4"	Stainless Steel	0.063", 0.125", 0.188", 0.250", 0.312", 0.375"
CB13	3/8"	Brass	0.125", 0.250", 0.312", 0.375"
CF13	3/8"	Stainless Steel	0.125", 0.250", 0.312", 0.375"
CB14	1/2"	Brass	0.125", 0.250", 0.375", 0.500"
CF14	1/2"	Stainless Steel	0.125", 0.188", 0.250", 0.375", 0.500"
CB16	3/4"	Brass	0.250", 0.375", 0.500"
CF16	3/4"	Stainless Steel	0.250", 0.375", 0.500"

Readjustable compression fittings with Teflon sealant ferrules are available upon request. When ordering fittings with Teflon ferrules, simply add a "T" after the order symbol. Example: CF14T-250.

*When ordering fittings as a part of an assembly, the order symbol alone includes all the information required as the fitting will be sized to match the assembly. When ordering fittings separately, the sheath O.D. size must be included. Example: CB12-250. Other materials available upon request.


ACCESSORIES

FIXED FITTINGS – ARE BRAZED OR WELDED TO THE SHEATH

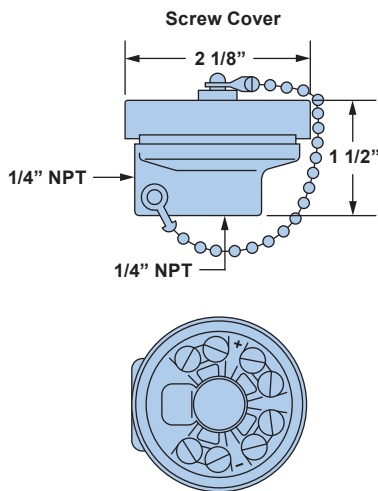


ORDER SYMBOL		THREAD SIZE	MATERIAL	AVAILABLE TO FIT THESE SHEATH O.D. SIZES
STYLE 1	STYLE 2			
F11	F21	1/8" NPT	304SS	0.063, 0.125, 0.188 & 0.250
F12	F22	1/4" NPT	304SS	0.063, 0.125, 0.188, 0.250, 0.313 & 0.375
F14	F24	1/2" NPT	304SS	0.063, 0.125, 0.188, 0.250, 0.313, 0.375 & 0.500
F16	F26	3/4" NPT	304SS	0.063, 0.125, 0.188, 0.250, 0.313, 0.375 & 0.500
F18	F28	1" NPT	304SS	0.063, 0.125, 0.188, 0.250, 0.313, 0.375 & 0.500

SPRING-LOADED FITTINGS



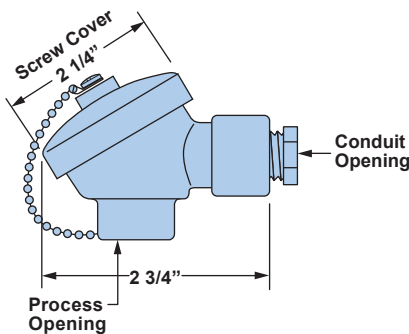
ORDER SYMBOL		THREAD NPT SIZE	MATERIAL	SPRING TYPE	AVAILABLE SHEATH SIZES
STYLE 1	STYLE 2				
SF14	SF24	1/2" NPT	304SS	Adjustable	0.125, 0.188, 0.250, 0.312 & 0.375
SB14	-	1/2" NPT	BRASS	Adjustable	0.125, 0.188, 0.250, 0.312 & 0.375
SPF14	SPF24	1/2" NPT	304SS	Adjustable with Liquid-tight O-Ring	0.125, 0.188 & 0.250



Miniature Weatherproof Thermoset Plastic Head

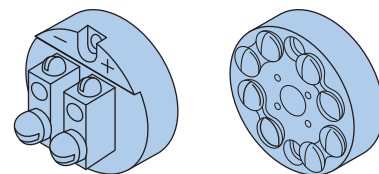
1/4" NPT x 1/4" NPT with 4 Integral Terminals

Part Number	Ambient Temperature Rating
N22	350° F
W22	800° F



Miniature Aluminum Head (Type M)

Part Number: M44* (1/2" x 1/2" NPT)
(Use "120" Series Terminal Blocks)
Max No. of Terminals: 4 + Ground
*See note on page A-18



Ceramic Terminal Blocks

Fit Miniature Head Type: M

Part Number	Description
CP122	2 - Terminals
CP124	4 - Terminals